

---

# Cass County Treasurer's Report

1st Qtr  
2019

---

**CASS COUNTY TREASURER'S REPORT OF RECEIPTS  
FOR THE QUARTER ENDING DECEMBER 31, 2018**

<b>SOURCE:</b>	<b>OCT</b>	<b>NOV</b>	<b>DEC</b>	<b>QTR 1</b>		<b>YTD TOTAL</b>
Justice of Peace #1	13,855.15	13,677.26	12,457.40	39,989.81	-	39,989.81
Justice of Peace #2	3,153.45	5,773.91	4,043.25	12,970.61	-	12,970.61
Justice of Peace #3	18,260.55	14,139.81	14,779.13	47,179.49	-	47,179.49
Justice of Peace #4	5,252.80	7,795.80	4,706.37	17,754.97	-	17,754.97
Constables	325.00	125.00	125.00	575.00	-	575.00
County Clerk	31,060.00	35,815.25	30,263.00	97,138.25	-	97,138.25
District Clerk	39,420.38	-	-	39,420.38	-	39,420.38
Cass County Sheriff	300.00	1,730.00	1,640.00	3,670.00	-	3,670.00
Tax Collector	68,160.21	1,110,548.29	973,052.66	2,151,761.16	-	2,151,761.16
State of Texas	95,185.56	5,162.86	1,329.25	101,677.67	-	101,677.67
State of Texas Reimb	9,355.99	7,159.99	30,356.49	46,872.47	-	46,872.47
Forfeitures/Seizures	-	-	-	-	-	-
U.S. Treasury	-	-	-	-	-	-
Interest	16,628.41	15,938.21	17,108.04	49,674.66	-	49,674.66
Royalties	-	-	622.92	622.92	-	622.92
Cass County Park	3,438.68	1,664.04	985.69	6,088.41	-	6,088.41
Sales	6,299.30	2,923.70	-	9,223.00	-	9,223.00
Miscellaneous	2,241.00	7,704.88	20,323.20	30,269.08	-	30,269.08
Micellaneous Reimb	1,902.52	4,104.88	2,769.17	8,776.57	-	8,776.57
Transferred Funds	-	-	-	-	-	-
<b>Sub-Total</b>	<b>314,839.00</b>	<b>1,234,263.88</b>	<b>1,114,561.57</b>	<b>2,663,664.45</b>	<b>-</b>	<b>2,663,664.45</b>
AIP Program	-	-	-	-	-	-
DOEP	750.00	-	-	750.00	-	750.00
Juvenile Probation	67,084.00	22,361.00	22,361.00	111,806.00	-	111,806.00
Adult Probation	25,743.95	24,497.00	21,495.20	71,736.15	-	71,736.15
Misc/Others	6,361.91	11,233.00	7,976.75	25,571.66	-	25,571.66
State/Others	360.00	4,860.00	193,312.19	198,532.19	-	198,532.19
CDA Discretionary	201.75	15.00	232.04	448.79	-	448.79
<b>Sub-Total</b>	<b>100,501.61</b>	<b>62,966.00</b>	<b>245,377.18</b>	<b>408,844.79</b>	<b>-</b>	<b>408,844.79</b>
<b>Grand Total</b>	<b>415,340.61</b>	<b>1,297,229.88</b>	<b>1,359,938.75</b>	<b>3,072,509.24</b>	<b>-</b>	<b>3,072,509.24</b>
<b>Net Salary</b>	<b>357,803.03</b>	<b>378,922.00</b>	<b>365,232.21</b>	<b>1,101,957.24</b>	<b>-</b>	<b>1,101,957.24</b>

RESPECTFULLY SUBMITTED,

  
 DONNA EARLY  
 CASS COUNTY TREASURER

**THE CASS COUNTY TREASURER'S REPORT  
OF RECEIPTS AND DISBURSEMENTS  
FOR THE QUARTER ENDING DECEMBER 31, 2018**

<b>FUND:</b>	<b>BEG. BALANCE</b>	<b>RECEIVED</b>	<b>DISBURSED</b>	<b>BALANCE</b>
GENERAL	4,507,052.93	4,765,994.72	5,314,897.68	3,958,149.97
JURY	(169,255.02)	80,689.20	130,286.38	(218,852.20)
MAIN ROAD & BRIDGE	249,533.29	548,719.17	709,643.26	88,609.20
H.A.V.A.	5,296.45	23.02	-	5,319.47
TOBACCO SETTLEMENT	1,006,763.16	5,972.82	425.27	1,012,310.71
ROAD & BRIDGE #1	941,630.83	524,028.83	621,123.39	844,536.27
ROAD & BRIDGE #2	488,095.84	350,417.43	308,439.07	530,074.20
ROAD & BRIDGE #3	361,567.64	227,943.45	236,266.12	353,244.97
ROAD & BRIDGE #4	399,816.50	259,346.65	268,410.15	390,753.00
CASS COUNTY PARK	-	6,282.00	17,845.29	(11,563.29)
FEDERAL ROAD IMPROVMT	1,810.47	7.86	-	1,818.33
LINDEN ENTERPRISE FUND	9.37	28.96	14.46	23.87
FEDERAL IMPROVMT 0711037	0.47	-	-	0.47
FEMA DR-1999 TX 2011 WF	10.04	0.02	-	10.06
BEAR CREEK FMAG 2965-2011	4,179.66	113.94	47.85	4,245.75
TEXAS CDBG CONTRACT 713069	9.81	0.02	-	9.83
TEXAS CDBG CONTRACT 7216247	482.77	2.13	0.03	484.87
LAW LIBRARY	(15,217.11)	1,050.00	5,324.74	(19,491.85)
CDA ESCROW	315.50	1.35	-	316.85
CDA FORFEITURE	52,666.26	8,688.52	16,630.33	44,724.45
TEXAS HISTORICAL GRANT	27,309.25	167.46	38.78	27,437.93
ARK LA TEX SEIZ/FORFT	(268.45)	-	-	(268.45)
CDA FED FOREITURE FUNDS	21,657.87	181.12	14.79	21,824.20
SHERIFF FED/FORFT	4,394.95	19.15	0.02	4,414.08
HOME GRANT PROJECTS 2017	(16,586.86)	10.92	4,038.92	(20,614.86)
CTIF -01-034 TXDOT GRANT	736.20	3.63	0.22	739.61
FEMA DR 4223	526.87	2.41	0.07	529.21
RIGHT OF WAY	111,330.61	1,645.83	105.80	112,870.64
FORESTRY FUND	589,472.94	21,193.85	18,578.31	592,088.48
COMBINED I & S SERIES 2015	371,981.54	103,849.37	1,187.55	474,643.36
CONST & RENOVATION	18,751.43	96.01	-	18,847.44
I & S 2016	41,143.59	34,583.98	235.95	75,491.62
PAYROLL	12,035.80	-	-	12,035.80
<b>SUB-TOTAL</b>	<b>9,017,254.60</b>	<b>6,941,063.82</b>	<b>7,653,554.43</b>	<b>8,304,763.99</b>
JUVENILE PROBATION	323,524.50	200,444.20	172,193.02	351,775.68
ADULT PROBATION	305,167.73	353,009.91	349,065.01	309,112.63
SATP TRACK III	16,582.94	35,400.35	34,370.29	17,613.00
CS RESTITUTION	6,386.68	13,203.31	13,089.19	6,500.80
AIP PROGRAM	(36,418.79)	-	-	(36,418.79)
MENTAL HEALTH INT. PRG.	24,562.75	21,301.00	18,358.74	27,505.01
CIVIL CHILD SUPPORT PRG.	64,340.33	4,165.00	70.00	68,435.33
HIGH RISK TREATMENT PRG.	22,106.73	29,616.00	29,871.05	21,851.68
AGGRESSIVE BEHAVIOR PRG. 4	5,610.27	3,343.00	3,730.44	5,222.83
CASS COUNTY DRUG COURT	25,895.86	18,750.00	15,969.39	28,676.47
VETERANS PROGRAM	9,187.62	-	452.67	8,734.95
FINANCIAL RESPONSIBILTY PRG.	2,703.97	3,379.00	3,751.07	2,331.90
INDIGENT DEFENSE	10,980.93	32,916.22	25,849.72	18,047.43
TASK FORCE	908.68	3.93	-	912.61
TASK FORCE P.I.	43,990.79	241.37	50.99	44,181.17
CDA STATE FUNDS	9,282.27	23.01	10,433.25	(1,127.97)
CDA DISCRETIONARY	6,540.34	477.27	296.75	6,720.86
<b>SUB-TOTAL</b>	<b>841,353.60</b>	<b>716,273.57</b>	<b>677,551.58</b>	<b>880,075.59</b>
<b>GRAND TOTAL</b>	<b>9,858,608.20</b>	<b>7,657,337.39</b>	<b>8,331,106.01</b>	<b>9,184,839.58</b>

RESPECTFULLY SUBMITTED,

*Donna Early*  
DONNA EARLY  
CASS COUNTY TREASURER

THE CASS COUNTY TREASURER'S REPORT  
OF RECEIPTS AND DISBURSEMENTS  
FOR THE QUARTER ENDING DECEMBER 31, 2018

CERTIFICATION

WE, THE UNDERSIGNED, certify that we have actually and fully inspected and counted all actual cash and assets in the hands of said Treasurer for the period beginning October 1, 2018 and ending December 31, 2018 and find the same to be true and correct and order same to be entered upon the minutes of said court as required by Local Government Code, Sec. 114.026.

WITNESS OUR HAND, OFFICIALLY THIS 28TH DAY OF MAY, 2019.

  
COMMISSIONER, PRECINCT 1

  
COMMISSIONER, PRECINCT 2

  
COMMISSIONER, PRECINCT 3

  
COMMISSIONER, PRECINCT 4

\_\_\_\_\_  
COUNTY JUDGE

SWORN TO AND SUBSCRIBED BY EACH OF THE ABOVE, RESPECTIVELY, ON THIS THE 28TH DAY OF MAY, 2019.



  
COUNTY CLERK

ACCOUNT NAME	BEGINNING CASH BALANCE	CASH RECEIPTS	CASH DISBURSEMENTS	ENDING CASH BALANCE
2019 010 GENERAL FUND				
CASH	66,262.87	3,742,790.81	3,402,699.12	273,828.82
CASH-OPERATING	.00	.00	.00	.00
RECEIVABLES	129,958.83	31.00	129,989.83	.00
TEXPOOL INVESTMENTS	82,962.43	460.59	.00	83,423.02
CD INVESTMENT	.00	.00	.00	.00
GB MONEY MARKET	1,424,411.70	1,007,683.94	1,181,874.44	1,250,221.20
STATE BANK MONEY MARKET	.00	.00	.00	.00
LAND, BUILDINGS & IMPROVEMENTS	.00	.00	.00	.00
EQUIPMENT, FURNITURE & FIXTURES	.00	.00	.00	.00
TEXCLASS MONEY MARKET	2,785,982.84	13,702.00	600,000.00	2,199,684.84
TEXANA BANK CD	150,000.00	1,326.38	334.29	150,992.09
FUND TOTALS	4,507,052.93	4,765,994.72	5,314,897.68	3,958,149.97
2019 011 DISTRICT & CO COURT@LAW FUND				
DISTRICT AND CO COURT@LAW CASH	171,445.76	80,689.20	128,095.64	218,852.20
CASH-OPERATING	.00	.00	.00	.00
C D INVESTMENT	.00	.00	.00	.00
RECEIVABLES	2,190.74	.00	2,190.74	.00
TEXPOOL INVESTMENTS	.00	.00	.00	.00
CD INVESTMENT	.00	.00	.00	.00
MAIN GB MONEY MARKET	.00	.00	.00	.00
STATE BANK MONEY MARKET	.00	.00	.00	.00
FUND TOTALS	169,255.02	80,689.20	130,286.38	218,852.20
2019 012 MAIN ROAD & BRIDGE				
CASH-MAIN R&B OPERATING	115,974.53	548,549.23	595,226.29	69,297.47
MAIN-CASH OPERATING	.00	.00	.00	.00
C D INVESTMENT	.00	.00	.00	.00
RECEIVABLES	32,204.16	.00	32,204.16	.00
INVESTMENTS	.00	.00	.00	.00
CD INVESTMENT	.00	.00	.00	.00
MAIN GB MONEY MARKET	101,169.46	169.57	82,027.30	19,311.73
STATE BANK MONEY MARKET	.00	.00	.00	.00
TEXCLASS MONEY MARKET	185.14	.37	185.51	.00
FUND TOTALS	249,533.29	548,719.17	709,643.26	88,603.20
2019 013 H.A.V.A.				
CASH	5,296.45	23.02	.00	5,319.47
CASH-OPERATING	.00	.00	.00	.00
RECEIVABLES	.00	.00	.00	.00
TEXPOOL INVESTMENTS	.00	.00	.00	.00
INVESTMENTS	.00	.00	.00	.00
FUND TOTALS	5,296.45	23.02	.00	5,319.47
2019 014 TOBACCO SETTLEMENT				
TOBACCO SETTLEMENT	.00	.00	.00	.00
CASH	25,805.92	112.30	.00	25,918.22
CASH-OPERATING	.00	.00	.00	.00
C.D. INVESTMENT	.00	.00	.00	.00
RECEIVABLES	.00	.00	.00	.00
TEXPOOL INVESTMENTS	57,495.95	319.01	.00	57,814.96
TOBACCO SETTLEMENT INVEST	.00	.00	.00	.00
GB MONEY MARKET	299,421.46	1,719.81	425.27	300,716.00
MAIN RR CD	240,614.96	1,671.68	.00	242,286.64
STATE BANK MONEY MARKET	.00	.00	.00	.00

ACCOUNT NAME	BEGINNING CASH BALANCE	CASH RECEIPTS	CASH DISBURSEMENTS	ENDING CASH BALANCE
2019 015 BEAR CK DISASTER DONATION				
CASH-BEAR CK DISASTER DONATION	.00	.00	.00	.00
RECEIVABLES	.00	.00	.00	.00
FUND TOTALS	.00	.00	.00	.00
2019 016 JUVENILE PROBATION				
CASH - JUVENILE PROBATION	4,738.62	158,492.47	141,548.03	21,683.06
CASH-OPERATING	.00	.00	.00	.00
C D INVESTMENT	.00	.00	.00	.00
RECEIVABLES	360.00	.00	360.00	.00
TEXPOOL INVESTMENTS	142,783.70	792.23	.00	143,575.93
CD INVESTMENT	.00	.00	.00	.00
GB MONEY MARKET	175,642.18	41,159.50	30,284.99	186,516.69
STATE BANK MONEY MARKET	.00	.00	.00	.00
FUND TOTALS	323,524.50	200,444.20	172,193.02	351,775.68
2019 017 ADULT PROBATION				
CASH OPERATING-ADULT	37,755.64	266,894.24	251,397.28	53,252.60
CASH-OPERATING	.00	.00	.00	.00
C D INVESTMENT	.00	.00	.00	.00
RECEIVABLES	.00	29,401.23	29,401.23	.00
TEXPOOL INVESTMENTS	108,406.66	601.49	.00	109,008.15
CD INVESTMENT	.00	.00	.00	.00
GB MONEY MARKET	159,005.43	56,112.95	68,266.50	146,851.88
STATE BANK MONEY MARKET	.00	.00	.00	.00
FUND TOTALS	305,167.73	353,009.91	349,065.01	309,112.63
2019 018 CASS CO RESTITUTION CENTER				
RESTITUTION CENTER	.00	.00	.00	.00
CASH OPERATING-RESTITUTION CEN	.00	.00	.00	.00
CASH TO OPEN FNB BANK ACCT.	.00	.00	.00	.00
RECEIVABLES	.00	.00	.00	.00
TEXPOOL INVESTMENTS	.00	.00	.00	.00
C D INVESTMENT	.00	.00	.00	.00
CD INVESTMENT	.00	.00	.00	.00
FUND TOTALS	.00	.00	.00	.00
2019 019 SATP TRACK III				
CASH	16,582.94	35,400.35	34,370.29	17,613.00
CASH-OPERATING	.00	.00	.00	.00
RECEIVABLES	.00	.00	.00	.00
CD INVESTMENTS	.00	.00	.00	.00
GB MONEY MARKET	.00	.00	.00	.00
STATE BANK MONEY MARKET	.00	.00	.00	.00
FUND TOTALS	16,582.94	35,400.35	34,370.29	17,613.00
2019 020 COMMUNITY SERVICE RESTITUTION				
CASH OPERATING-CSR	6,386.68	13,203.31	13,089.19	6,500.80
CASH-OPERATING	.00	.00	.00	.00
RECEIVABLES	.00	.00	.00	.00
CD INVESTMENTS	.00	.00	.00	.00

ACCOUNT NAME	BEGINNING CASH BALANCE	CASH RECEIPTS	CASH DISBURSEMENTS	ENDING CASH BALANCE
2019 021 ROAD AND BRIDGE #1				
CASH-ROAD & BRIDGE#1 OPERATING	7,716.88	397,330.94	393,693.82	11,354.00
CASH-OPERATING	.00	.00	.00	.00
C D INVESTMENT	.00	.00	.00	.00
RECEIVABLES	.00	.00	.00	.00
TEXPOOL INVESTMENTS	73,248.70	10,458.92	.00	83,707.62
CD INVESTMENT	.00	.00	.00	.00
MAIN GB MONEY MARKET	317,982.00	112,702.18	227,429.57	203,254.61
STATE BANK MONEY MARKET	.00	.00	.00	.00
TCLASS MONEY MARKET	542,683.25	3,536.79	.00	546,220.04
FUND TOTALS	941,630.83	524,028.83	621,123.39	844,536.27
2019 022 ROAD AND BRIDGE #2				
CASH - R&B #2 OPERATING	7,310.48	237,469.32	232,080.66	12,699.14
CASH-OPERATING	.00	.00	.00	.00
C D INVESTMENT	.00	.00	.00	.00
RECEIVABLES	.00	.00	.00	.00
TEXPOOL INVESTMENTS	83,120.10	10,513.69	.00	93,633.79
CD INVESTMENT	.00	.00	.00	.00
GB MONEY MARKET	235,044.12	101,430.36	76,358.41	260,116.07
STATE BANK MONEY MARKET	.00	.00	.00	.00
TCLASS MONEY MARKET	162,621.14	1,004.06	.00	163,625.20
FUND TOTALS	488,095.84	350,417.43	308,439.07	530,074.20
2019 023 ROAD AND BRIDGE #3				
CASH - ROAD & BRIDGE #3 OPER	16,188.42	181,941.10	150,885.72	14,866.96
CASH-OPERATING	.00	.00	.00	.00
C D INVESTMENT	.00	.00	.00	.00
RECEIVABLES	.00	.00	.00	.00
TEXPOOL INVESTMENTS	27,601.74	153.13	.00	27,754.87
CD INVESTMENT	.00	.00	.00	.00
GB MONEY MARKET	299,481.27	45,536.37	85,380.40	259,637.24
STATE BANK MONEY MARKET	.00	.00	.00	.00
TCLASS INVESTMENT POOL	50,673.05	312.85	.00	50,985.90
FUND TOTALS	361,567.64	227,943.45	236,266.12	353,244.97
2019 024 ROAD AND BRIDGE #4				
CASH-ROAD & BRIDGE#4 OPERAT.	8,534.14	190,109.49	188,101.98	10,541.65
CASH-OPERATING	.00	.00	.00	.00
C D INVESTMENT	.00	.00	.00	.00
RECEIVABLES	.00	.00	.00	.00
TEXPOOL INVESTMENTS	73,069.88	6,285.80	.00	79,355.68
CD INVESTMENT	.00	.00	.00	.00
MAIN GB MONEY MARKET	297,943.30	62,826.24	80,308.17	280,461.37
STATE BANK MONEY MARKET	.00	.00	.00	.00
TCLASS INVESTMENT POOL	20,269.18	125.12	.00	20,394.30
FUND TOTALS	399,816.50	259,346.65	268,410.15	390,753.00
2019 025 AIP PROGRAM				
CASH-	36,418.79	.00	.00	36,418.79
CASH-OPERATING	.00	.00	.00	.00
CD INVESTMENTS	.00	.00	.00	.00
RECEIVABLES	.00	.00	.00	.00

ACCOUNT NAME  
 TEXPOOL INVESTMENTS  
 C D INVESTMENT  
 FUND TOTALS

BEGINNING CASH BALANCE	.00				
CASH RECEIPTS	.00				
CASH DISBURSEMENTS	.00				
ENDING CASH BALANCE	36,418.79				36,418.79

2019 026 CASS COUNTY RESOURCE RECOVERY  
 CASS CO. RESOURCE REC/ CASH  
 RECEIVABLES  
 INVESTMENTS  
 FUND TOTALS

BEGINNING CASH BALANCE	.00				
CASH RECEIPTS	.00				
CASH DISBURSEMENTS	.00				
ENDING CASH BALANCE	.00				.00

2019 027 COUNTY CLERK ARCHIVE FUND  
 PRESERVATION- CASH ACCT.  
 FUND TOTALS

BEGINNING CASH BALANCE	.00				
CASH RECEIPTS	.00				
CASH DISBURSEMENTS	.00				
ENDING CASH BALANCE	.00				.00

2019 028 CASS COUNTY PARK  
 CASH COUNTY PARKS  
 CASH OPERATING - CC PARKS  
 CASH-OPERATING  
 INVESTMENTS  
 FUND TOTALS

BEGINNING CASH BALANCE	.00				
CASH RECEIPTS	6,282.00				
CASH DISBURSEMENTS	17,845.29				
ENDING CASH BALANCE	11,563.29				11,563.29

2019 029 FEDERAL-ROAD IMPROVMT 0710197  
 CASH-  
 CASH OPERATING  
 RECEIVABLES-ROAD IMPROVEMENT  
 INVESTMENTS-ROAD IMPROVEMENT  
 INVESTMENTS-ROAD IMPROV  
 FUND TOTALS

BEGINNING CASH BALANCE	1,810.47				
CASH RECEIPTS	7.86				
CASH DISBURSEMENTS	.00				
ENDING CASH BALANCE	1,818.33				1,818.33

2019 030 LINDEN ENTERPRISE FUND  
 CASH  
 CASH-OPERATING  
 INVESTMENTS  
 CD INVESTMENTS  
 MONEY MARKET GB  
 STATE BANK MONEY MARKET  
 FUND TOTALS

BEGINNING CASH BALANCE	9.37				
CASH RECEIPTS	14.49				
CASH DISBURSEMENTS	.00				
ENDING CASH BALANCE	23.86				23.86

2019 031 EMG WATERSHED AG-7442-C-110010  
 CASH  
 RECEIVABLES  
 INVESTMENTS-ROAD IMPROVEMENT  
 INVESTMENTS  
 FUND TOTALS

BEGINNING CASH BALANCE	.00				
CASH RECEIPTS	.00				
CASH DISBURSEMENTS	.00				
ENDING CASH BALANCE	.00				.00

2019 032 FEDERAL IMPROVEMENT 0711037  
 CASH  
 RECEIVABLES  
 INVESTMENTS  
 INVESTMENTS  
 FUND TOTALS

BEGINNING CASH BALANCE	.47				
CASH RECEIPTS	.00				
CASH DISBURSEMENTS	.00				
ENDING CASH BALANCE	.47				.47

2019 033 SATT PROGRAM  
 CASH  
 CD INVESTMENTS  
 RECIEVABLES  
 INVESTMENTS

BEGINNING CASH BALANCE	.00				
CASH RECEIPTS	.00				
CASH DISBURSEMENTS	.00				
ENDING CASH BALANCE	.00				.00



ACCOUNT NAME	BEGINNING CASH BALANCE	CASH RECEIPTS	CASH DISBURSEMENTS	ENDING CASH BALANCE
2019 034 MENTAL HEALTH INITIATIVE PRG				
CD INVESTMENTS	.00	.00	.00	.00
FUND TOTALS	.00	.00	.00	.00
CASH	24,562.75	21,301.00	18,358.74	27,505.01
CASH-OPERATING	.00	.00	.00	.00
CD INVESTMENTS	.00	.00	.00	.00
RECEIVABLES	.00	.00	.00	.00
INVESTMENTS	.00	.00	.00	.00
CD INVESTMENTS	.00	.00	.00	.00
MONEY MARKET GB	.00	.00	.00	.00
STATE BANK MONEY MARKET	.00	.00	.00	.00
FUND TOTALS	24,562.75	21,301.00	18,358.74	27,505.01
2019 035 CIVIL CHILD SUPPORT PROGRAM				
CASH	16,840.33	4,165.00	70.00	20,935.33
CASH-OPERATING	.00	.00	.00	.00
CD INVESTMENTS	.00	.00	.00	.00
RECEIVABLES	.00	.00	.00	.00
CD INVESTMENTS	.00	.00	.00	.00
GB MONEY MARKET	47,500.00	.00	.00	47,500.00
STATE BANK MONEY MARKET	.00	.00	.00	.00
FUND TOTALS	64,340.33	4,165.00	70.00	68,435.33
2019 036 FEMA DR-1999-TX 2011 WILDFIRES				
CASH- 1999 FEMA WILDFIRES	10.04	.02	.00	10.06
CASH-OPERATING	.00	.00	.00	.00
RECEIVABLES	.00	.00	.00	.00
INVESTMENTS	.00	.00	.00	.00
INTEREST DISTRIBUTION	.00	.00	.00	.00
FUND TOTALS	10.04	.02	.00	10.06
2019 037 HIGH RISK TREATMENT PROGRAM				
CASH	22,106.73	29,616.00	29,871.05	21,851.68
CASH-OPERATING	.00	.00	.00	.00
CD INVESTMENTS	.00	.00	.00	.00
RECEIVABLES	.00	.00	.00	.00
INVESTMENTS	.00	.00	.00	.00
GB MONEY MARKET	.00	.00	.00	.00
STATE BANK MONEY MARKET	.00	.00	.00	.00
FUND TOTALS	22,106.73	29,616.00	29,871.05	21,851.68
2019 038 BEAR CREEK FMAG 2965-2011				
CASH OPERATING	4,179.66	66.03	.00	4,245.69
RECEIVABLES	.00	.00	.00	.00
CD INVESTMENTS	.00	.00	.00	.00
INVESTMENTS	.00	.00	.00	.00
MONEY MARKET GB	.00	47.91	47.85	.06
FUND TOTALS	4,179.66	113.94	47.85	4,245.75
2019 039 TEXAS CDBG CONTRACT 713069				
CASH	9.81	.02	.00	9.83
RECEIVABLES	.00	.00	.00	.00
INVESTMENTS	.00	.00	.00	.00
FUND TOTALS	9.81	.02	.00	9.83

ACCOUNT NAME	BEGINNING CASH BALANCE	CASH RECEIPTS	CASH DISBURSEMENTS	ENDING CASH BALANCE
2019 040 TEXAS CDBG CONTRACT 7216247				
CASH	482.77	2.10	.00	484.87
INVESTMENTS	.00	.00	.00	.00
INVESTMENTS	.00	.00	.00	.00
GB MONEY MARKET	.00	.03	.03	.00
STATE BANK MONEY MARKET	.00	.00	.00	.00
FUND TOTALS	482.77	2.13	.03	484.87
2019 041 LAW LIBRARY				
CASH - LAW LIBRARY OPERATING	16,267.11	1,050.00	4,274.74	19,491.85
CASH OPERATING	.00	.00	.00	.00
C D INVESTMENT	.00	.00	.00	.00
RECEIVABLES	1,050.00	.00	1,050.00	.00
CD INVESTMENT	.00	.00	.00	.00
FUND TOTALS	15,217.11	1,050.00	5,324.74	19,491.85
2019 042 INDIGENT DEFENSE GRANT (SB7)				
INDIGENT DEFENSE GRANT (SB7)	.00	.00	.00	.00
CASH-INDIGENT DEFENSE	14,868.73	32,819.39	.00	17,950.66
CASH OPERATING	.00	.00	.00	.00
CD INVESTMENT	.00	.00	.00	.00
RECEIVABLES	.00	.00	.00	.00
INVESTMENTS	25,849.66	45.89	25,849.66	45.89
TEXPOOL INVESTMENTS	.00	.00	.00	.00
BANK INVESTMENTS	.00	.00	.00	.00
MONEY MARKET GB	.00	50.94	.00	50.88
STATE BANK MONEY MARKET	.00	.00	.06	.00
FUND TOTALS	10,980.93	32,916.22	25,849.72	18,047.43
2019 043 DIST ATT. ESCROW ACCOUNT				
DIST ATT. ESCROW ACCOUNT	.00	.00	.00	.00
CASH OPERATING-DA ESCROW ACCT	315.50	1.35	.00	316.85
CASH OPERATING	.00	.00	.00	.00
C D INVESTMENT	.00	.00	.00	.00
RECEIVABLES	.00	.00	.00	.00
INVESTMENTS	.00	.00	.00	.00
CD INVESTMENT	.00	.00	.00	.00
MONEY MARKET GB	.00	.00	.00	.00
STATE BANK MONEY MARKET	.00	.00	.00	.00
FUND TOTALS	315.50	1.35	.00	316.85
2019 044 C.D.A. FORFEITURE ACCOUNT				
C.D.A. FORFEITURE ACCOUNT	.00	.00	.00	.00
CASH OPERATING-CDA FORFEITURE	638.11	8,502.64	8,121.79	1,018.96
CASH OPERATING	.00	.00	.00	.00
C D INVESTMENT	.00	.00	.00	.00
RECEIVABLES	.00	.00	.00	.00
INVESTMENTS	39,923.08	148.94	.00	40,072.02
CD INVESTMENT	.00	.00	.00	.00
GB MONEY MARKET	12,105.07	36.94	8,508.54	3,633.47
STATE BANK MONEY MARKET	.00	.00	.00	.00
FUND TOTALS	52,666.26	8,688.52	16,630.33	44,724.45
2019 045 REGIONAL INTRASTATE TASK FORCE				
ARK-LA-TEX NARC TASK FORCE	.00	.00	.00	.00
REGIONAL TASK FRC CASH	908.68	3.93	.00	912.61

ACCOUNT NAME	BEGINNING CASH BALANCE	CASH RECEIPTS	CASH DISBURSEMENTS	ENDING CASH BALANCE
2019 046 TASK FORCE PROGRAM INCOME				
TF PROGRAM INCOME- CASH	8,087.38	35.17		8,122.55
CASH OPERATING	.00	.00	.00	.00
C D INVESTMENTS	.00	.00	.00	.00
RECEIVABLES	.00	.00	.00	.00
INVESTMENTS	.00	.00	.00	.00
CD INVESTMENTS	.00	.00	.00	.00
STATE BANK MONEY MARKET	.00	.00	.00	.00
FUND TOTALS	908.68	3.93		912.61
2019 047 CDA-STATE FUNDS				
CDA STATE FUNDS				
CASH	9,282.27	23.01	10,433.25	1,127.97
CASH OPERATING	.00	.00	.00	.00
CD INVESTMENTS	.00	.00	.00	.00
INVESTMENTS	.00	.00	.00	.00
CD INVESTMENTS	.00	.00	.00	.00
FUND TOTALS	9,282.27	23.01	10,433.25	1,127.97
2019 048 TEXAS HISTORICAL GRANT				
CASH	.00	.00	.00	.00
CASH-OPERATING	.00	10.63	.00	10.63
CD INVESTMENTS	.00	.00	.00	.00
RECEIVABLES	.00	.00	.00	.00
CD INVESTMENTS	.00	.00	.00	.00
GB MONEY MARKET	27,309.25	156.83	38.78	27,427.30
STATE BANK MONEY MARKET	.00	.00	.00	.00
FUND TOTALS	27,309.25	167.46	38.78	27,437.93
2019 050 ARK LA TEX SEIZ/FOREF. FUND				
ARK-LA-TEX FORF/SEIZ.				
CASH	268.45	.00	.00	268.45
CASH OPERATING	.00	.00	.00	.00
C D INVESTMENTS	.00	.00	.00	.00
INVESTMENTS	.00	.00	.00	.00
CD INVESTMENT	.00	.00	.00	.00
FUND TOTALS	268.45	.00	.00	268.45
2019 051 CDA FORFEITURE FUNDS				
CDA FEDERAL FORFEITURES FUND				
CASH	11,242.45	48.90	.00	11,291.35
CASH-OPERATING	.00	.00	.00	.00
C D INVESTMENTS	.00	.00	.00	.00
TEXPOOL INVESTMENTS	.00	72.41	.00	72.41
CD INVESTMENT	.00	.00	.00	.00
MONEY MARKET	10,415.42	59.81	14.79	10,460.44

ACCOUNT NAME  
STATE BANK MONEY MARKET  
FUND TOTALS

BEGINNING CASH BALANCE	21,657.87	181.12	.00	.00	21,824.20
CASH RECEIPTS	181.12				
CASH DISBURSEMENTS		14.79			
ENDING CASH BALANCE					21,824.20

2019 052 SHERIFF FEDERAL FORFEITURES

CASH	.00	.00	.00	.00	.00
CASH-OPERATING	4,394.95	19.13	.00	.00	4,414.08
C D INVESTMENTS	.00	.00	.00	.00	.00
INVESTMENTS	.00	.00	.00	.00	.00
CD INVESTMENTS	.00	.00	.00	.00	.00
MONEY MARKET GB	.00	.02	.02	.02	.00
STATE BANK MONEY MARKET	.00	.00	.00	.00	.00
FUND TOTALS	4,394.95	19.15	.02	.02	4,414.08

2019 055 HOME GRANT PROJECTS 2017

CASH	.00	.00	.00	.00	.00
CASH	16,586.86	10.92	4,038.92	.00	20,614.86
CD INVESTMENTS	.00	.00	.00	.00	.00
A/R	.00	.00	.00	.00	.00
RECEIVABLES	.00	.00	.00	.00	.00
FUND TOTALS	16,586.86	10.92	4,038.92	.00	20,614.86

2019 060 MENTAL HEALTH PROGRAM # 4

CASH	.00	.00	.00	.00	.00
CD INVESTMENTS	.00	.00	.00	.00	.00
RECIEVABLES	.00	.00	.00	.00	.00
INVESTMENTS	.00	.00	.00	.00	.00
MONEY MARKET GB	.00	.00	.00	.00	.00
STATE BANK MONEY MARKET	.00	.00	.00	.00	.00
FUND TOTALS	.00	.00	.00	.00	.00

2019 061 AGGRESSIVE BEHAVIOR PROGRAM#20

CASH	5,610.27	3,343.00	3,730.44	5,222.83	5,222.83
CD INVESTMENTS	.00	.00	.00	.00	.00
RECEIVABLES	.00	.00	.00	.00	.00
INVESTMENTS	.00	.00	.00	.00	.00
GB MONEY MARKET	.00	.00	.00	.00	.00
STATE BANK MONEY MARKET	.00	.00	.00	.00	.00
FUND TOTALS	5,610.27	3,343.00	3,730.44	5,222.83	5,222.83

2019 062 CTIF-01-034 TXDOT GRANT

CASH	736.20	3.41	.00	739.61	739.61
GB MONEY MARKET	.00	.22	.22	.00	.00
STATE BANK MONEY MARKET	.00	.00	.00	.00	.00
FUND TOTALS	736.20	3.63	.22	739.61	739.61

2019 063 CASS COUNTY DRUG COURT

CASH	25,895.86	18,750.00	15,969.39	28,676.47	28,676.47
CD INVESTMENTS	.00	.00	.00	.00	.00
RECEIVABLES	.00	.00	.00	.00	.00
INVESTMENTS	.00	.00	.00	.00	.00
GB MONEY MARKET	.00	.00	.00	.00	.00
FUND TOTALS	25,895.86	18,750.00	15,969.39	28,676.47	28,676.47

2019 064 VETERANS PROGRAM

CASH	9,187.62	.00	452.67	8,734.95	8,734.95
CD INVESTMENTS	.00	.00	.00	.00	.00

ACCOUNT NAME	BEGINNING CASH BALANCE	CASH RECEIPTS	CASH DISBURSEMENTS	ENDING CASH BALANCE
2019 065 FEMA 4269				
CASH	526.87	2.34	.00	529.21
GB MONEY MARKET	.00	.07	.00	.00
STATE BANK MONEY MARKET	.00	.00	.00	.00
FUND TOTALS	526.87	2.41	.00	529.21
2019 066 FINANCIAL RESPONSIBILITY PROG				
FINANCIAL RESPONSIBILITY FGM				
CASH	2,703.97	3,379.00	3,751.07	2,331.90
CD INVESTMENTS	.00	.00	.00	.00
RECEIVABLES	.00	.00	.00	.00
INVESTMENTS	.00	.00	.00	.00
GB MONEY MARKET	.00	.00	.00	.00
STATE BANK MONEY MARKET	.00	.00	.00	.00
FUND TOTALS	2,703.97	3,379.00	3,751.07	2,331.90
2019 070 RIGHT OF WAY FUND				
CASH -RIGHT OF WAY OPERATING	14,842.49	1,192.58	95.09	15,939.98
CASH-OPERATING	.00	.00	.00	.00
C D INVESTMENT	.00	.00	.00	.00
RECEIVABLES	10.71	.00	10.71	.00
INVESTMENTS	29,524.93	163.80	.00	29,688.73
CD INVESTMENT	.00	.00	.00	.00
MAIN MONEY MARKET GB	66,952.48	289.45	.00	67,241.93
STATE BANK MONEY MARKET	.00	.00	.00	.00
FUND TOTALS	111,330.61	1,645.83	105.80	112,870.64
2019 072 CASS COUNTY FORESTRY FUND				
CASH-CASS COUNTY FORESTRY FUND	50,473.21	149.95	18,000.00	32,623.16
CASH OPERATING	.00	.00	.00	.00
C D INVESTMENT	.00	.00	.00	.00
RECEIVABLES	.00	.00	.00	.00
INVESTMENTS	47,813.97	265.29	.00	48,079.26
CD INVESTMENT	.00	.00	.00	.00
MAIN GB MONEY MARKET	389,179.40	20,328.01	578.31	408,929.10
STATE BANK MONEY MARKET	.00	.00	.00	.00
MAIN TEXAR CD	102,006.36	450.60	.00	102,456.96
TCLASS INVESTMENT POOL	.00	.00	.00	.00
FUND TOTALS	589,472.94	21,193.85	18,578.31	592,088.48
2019 080 CASS COUNTY JAIL CONSTRUCTION				
CASH-CASS CO JAIL CONST	.00	.00	.00	.00
C D INVESTMENT	.00	.00	.00	.00
RECEIVABLES	.00	.00	.00	.00
INVESTMENTS-CC JAIL CONST	.00	.00	.00	.00
CD INVESTMENT	.00	.00	.00	.00
FUND TOTALS	.00	.00	.00	.00
2019 081 CC JAIL INT & SINKING				
CASH-CC JAIL INT & SINKING	.00	.00	.00	.00
C D INVESTMENT	.00	.00	.00	.00

ACCOUNT NAME	BEGINNING CASH BALANCE	CASH RECEIPTS	CASH DISBURSEMENTS	ENDING CASH BALANCE
2019 082 RESOURCE RECOVERY I&S				
CASH-CC RESOURCE RECOVERY	.00	.00	.00	.00
PETTY CASH	.00	.00	.00	.00
C D INVESTMENT	.00	.00	.00	.00
RECEIVABLES	.00	.00	.00	.00
INVESTMENTS	.00	.00	.00	.00
BANK INVESTMENT	.00	.00	.00	.00
FUND TOTALS	.00	.00	.00	.00
2019 083 RESOURCE RECOVERY INT&SINKING				
CASH-RES REC INT&SINKING	.00	.00	.00	.00
C D INVESTMENT	.00	.00	.00	.00
RECEIVABLES	.00	.00	.00	.00
INVESTMENTS	.00	.00	.00	.00
BANK INVESTMENT	.00	.00	.00	.00
FUND TOTALS	.00	.00	.00	.00
2019 084 COMBINED INTEREST & SINKING				
COMBINED INTEREST & SINKING	.00	.00	.00	.00
CASH	7,141.93	30.60	.00	7,172.53
CASH-OPERATING	.00	.00	.00	.00
CD INVESTMENT	.00	.00	.00	.00
RECEIVABLES	1,187.55	.00	1,187.55	.00
INVESTMENTS	.00	.00	.00	.00
BANK INVESTMENTS	.00	.00	.00	.00
CI&S STATE BANK MONEY MARKET	.00	.00	.00	.00
CI&S GB MM	363,652.06	103,818.77	.00	467,470.83
FUND TOTALS	371,981.54	103,849.37	1,187.55	474,643.36
2019 085 LAW ENFORC.CONSTRUCTION FUND				
06 CONSTRUCTION & RENOVATION	6,678.82	29.05	.00	6,707.87
CASH OPERATING	.00	.00	.00	.00
C D INVESTMENT	.00	.00	.00	.00
INVESTMENTS	12,072.61	66.96	.00	12,139.57
CD INVESTMENTS	.00	.00	.00	.00
MAIN MONEY MARKET GB	.00	.00	.00	.00
STATE BANK MONEY MARKET	.00	.00	.00	.00
FUND TOTALS	18,751.43	96.01	.00	18,847.44
2019 086 INTEREST & SINKING SERIES 2016				
CASH OPERATING	5,433.96	23.27	.00	5,457.23
C D INVESTMENTS	.00	.00	.00	.00
RECEIVABLES	235.95	.00	235.95	.00
INVESTMENTS	.00	.00	.00	.00
BANK INVESTMENTS	.00	.00	.00	.00
CI&S STATE BANK MONEY MARKET	.00	.00	.00	.00
CI&S GB MM	35,473.68	34,560.71	.00	70,034.39
FUND TOTALS	41,143.59	34,583.98	235.95	75,491.62
2019 089 CDA DISCRETIONARY FUND				
CASH	6,338.59	477.27	95.00	6,720.86

ACCOUNT NAME	BEGINNING CASH BALANCE	CASH RECEIPTS	CASH DISBURSEMENTS	ENDING CASH BALANCE
2019 090 PAYROLL				
PAYROLL FUND	.00	.00	.00	.00
PAYROLL CASH	12,035.80	.00	.00	12,035.80
CASH OPERATING	.00	.00	.00	.00
FUND TOTALS	12,035.80	.00	.00	12,035.80
2019 096 GENERAL FIXED ASSETS				
CASH	.00	.00	.00	.00
LAND BLDGS & IMPROVEMENTS	.00	.00	.00	.00
EQUIP, FURN, & FIXTURES	.00	.00	.00	.00
CAPITAL LEASE ASSETS (AUTOS)	.00	.00	.00	.00
CONSTRUCTION IN PROGRESS	.00	.00	.00	.00
FUND TOTALS	.00	.00	.00	.00
2019 097 GENERAL LONG TERM DEBT				
CASH	.00	.00	.00	.00
FUND TOTALS	.00	.00	.00	.00
GRAND TOTALS	9,858,608.20	7,657,337.39	8,331,106.01	9,184,839.58

FUND NAME	CHECKING ACCOUNT	CHECKING AMOUNT	TDOA ACCOUNT	TDOA AMOUNT	FUND TOTAL
2019 010 GENERAL FUND	MAIN	273,828.82	MAIN TDOA MAIN GB MM MAIN SB MM MAIN TCLAS MAIN TA CD	83,423.02 1,250,221.20 2,199,684.84 150,992.09	3,958,149.97
2019 011 DISTRICT & CO COURT@LAW FUNMAIN		218,852.20-	MAIN TDOA MAIN GB MM MAIN SB MM		218,852.20-
2019 012 MAIN ROAD & BRIDGE	MAIN	69,297.47	MAIN TDOA MAIN GB MM MAIN SB MM MAIN TCLAS	19,311.73	88,609.20
2019 013 H.A.V.A.	MAIN	5,319.47	MAIN TDOA		5,319.47
2019 014 TOBACCO SETTLEMENT	MAIN	25,918.22	MAIN TDOA MAIN GB MM MAIN RR CD MAIN SB MM MAIN DC CD MAIN RR SV MAIN TX CD MAIN TX SV	57,814.96 300,716.00 242,286.64 242,094.65 15.27 143,439.97 25.00	1,012,310.71
2019 015 BEAR CK DISASTER DONATION	BRCREEK				
2019 016 JUVENILE PROBATION	MAIN	21,683.06	MAIN TDOA MAIN GB MM MAIN SB MM	143,575.93 186,516.69	351,775.68
2019 017 ADULT PROBATION	MAIN	53,252.60	MAIN TDOA MAIN GB MM MAIN SB MM	109,008.15 146,851.88	309,112.63
2019 018 CASS CO RESTITUTION CENTER	MAIN		MAIN TDOA		
2019 019 SATP TRACK III	MAIN	17,613.00	MAIN GB MM MAIN SB MM		17,613.00
2019 020 COMMUNITY SERVICE RESTITUTIMAIN		6,500.80	MAIN GB MM MAIN SB MM		6,500.80
2019 021 ROAD AND BRIDGE #1	MAIN	11,354.00	MAIN TDOA MAIN GB MM MAIN SB MM MAIN TCLAS	83,707.62 203,254.61 546,220.04	844,536.27
2019 022 ROAD AND BRIDGE #2	MAIN	12,699.14	MAIN TDOA MAIN GB MM MAIN SB MM MAIN TCLAS	93,633.79 260,116.07 163,625.20	530,074.20
2019 023 ROAD AND BRIDGE #3	MAIN	14,866.96	MAIN TDOA MAIN GB MM	27,754.87 259,637.24	



FUND NAME	CHECKING ACCOUNT	CHECKING AMOUNT	TDOA ACCOUNT	TDOA AMOUNT	TDOA AMOUNT	FUND TOTAL
2019 024 ROAD AND BRIDGE #4	MAIN	10,541.65	MAIN SB MM MAIN TCLAS	50,985.90		353,244.97
2019 025 AIP PROGRAM	MAIN	36,418.79-	MAIN TDOA			36,418.79-
2019 026 CASS COUNTY RESOURCE RECOVERMAIN			MAIN TDOA			
2019 027 COUNTY CLERK ARCHIVE FUND	MAIN					
2019 028 CASS COUNTY PARK	MAIN	11,563.29-				11,563.29-
2019 029 FEDERAL-ROAD IMPROVMT 071019MAIN	MAIN	1,818.33	MAIN TDOA			1,818.33
2019 030 LINDEN ENTERPRISE FUND	MAIN	23.86	MAIN TDOA MAIN GB MM MAIN SB MM	.01		23.87
2019 031 EMG WATERSHED AG-7442-C-1100MAIN			MAIN TDOA			
2019 032 FEDERAL IMPROVEMENT 0711037 MAIN	MAIN	.47	MAIN TDOA			.47
2019 033 SATT PROGRAM	MAIN		MAIN TDOA			
2019 034 MENTAL HEALTH INITIATIVE PRGMMAIN		27,505.01	MAIN TDOA MAIN GB MM MAIN SB MM			27,505.01
2019 035 CIVIL CHILD SUPPORT PROGRAM MAIN		20,935.33	MAIN GB MM MAIN SB MM	47,500.00		68,435.33
2019 036 FEMA DR-1999-TX 2011 WILDFIRMAIN		10.06	MAIN TDOA			10.06
2019 037 HIGH RISK TREATMENT PROGRAM MAIN		21,851.68	MAIN TDOA MAIN GB MM MAIN SB MM			21,851.68
2019 038 BEAR CREEK FMAG 2965-2011	MAIN	4,245.69	MAIN TDOA MAIN GB MM	.06		4,245.75
2019 039 TEXAS CDBG CONTRACT 713069	MAIN	9.83				9.83
2019 040 TEXAS CDBG CONTRACT 7216247	MAIN	484.87	MAIN GB MM MAIN SB MM			484.87
2019 041 LAW LIBRARY	MAIN	19,491.85-				19,491.85-
2019 042 INDIGENT DEFENSE GRANT (SB7)MAIN		17,950.66	MAIN TDOA MAIN GB MM MAIN SB MM	45.89 50.88		18,047.43

FUND NAME	CHECKING ACCOUNT	CHECKING AMOUNT	TDOA ACCOUNT	TDOA AMOUNT	FUND TOTAL
2019 043 DIST ATT, ESCROW ACCOUNT	MAIN	316.85	MAIN TDOA MAIN GB MM MAIN SB MM		316.85
2019 044 C.D.A. FORFEITURE ACCOUNT	MAIN	1,018.96	MAIN TDOA MAIN GB MM MAIN SB MM	40,072.02 3,633.47	44,724.45
2019 045 REGIONAL INTRASTATE TASK FORMAIN		912.61	MAIN SB MM		912.61
2019 046 TASK FORCEEE PROGRAM INCOME	MAIN	8,122.55	MAIN GB MM MAIN SB MM	36,058.62	44,181.17
2019 047 CDA-STATE FUNDS	MAIN	1,127.97-			1,127.97-
2019 048 TEXAS HISTORICAL GRANT	MAIN	10.63	MAIN GB MM MAIN SB MM	27,427.30	27,437.93
2019 050 ARK LA TEX SEIZ/FORFT.FUND	MAIN	268.45-			268.45-
2019 051 CDA FORFEITURE FUNDS	MAIN	11,291.35	MAIN TDOA MAIN GB MM MAIN SB MM	72.41 10,460.44	21,824.20
2019 052 SHERIFF FEDERAL FORFEITURES	MAIN	4,414.08	MAIN TDOA MAIN GB MM MAIN SB MM		4,414.08
2019 055 HOME GRANT PROJECTS 2017	MAIN	20,614.86-			20,614.86-
2019 060 MENTAL HEALTH PROGRAM # 4	MAIN				
2019 061 AGGRESSIVE BEHAVIOR PROGRAM#MAIN		5,222.83			5,222.83
2019 062 CTIF-01-034 TXDOT GRANT	MAIN	739.61	MAIN TDOA MAIN GB MM MAIN SB MM		739.61
2019 063 CASS COUNTY DRUG COURT	MAIN	28,676.47			28,676.47
2019 064 VETERANS PROGRAM	MAIN	8,734.95	MAIN TDOA MAIN GB MM MAIN SB MM		8,734.95
2019 065 FEMA 4269	MAIN	529.21	MAIN GB MM MAIN SB MM		529.21
2019 066 FINANCIAL RESPONSIBILITY PROMAIN		2,331.90	MAIN TDOA MAIN GB MM MAIN SB MM		2,331.90
2019 070 RIGHT OF WAY FUND	MAIN	15,939.98	MAIN TDOA MAIN GB MM	29,688.73 67,241.93	2,331.90

FUND NAME	CHECKING ACCOUNT	CHECKING AMOUNT	TDOA ACCOUNT	TDOA AMOUNT	FUND TOTAL
2019 072 CASS COUNTY FORESTRY FUND	MAIN	32,623.16	MAIN SB MM		112,870.64
			MAIN TDOA	48,079.26	
			MAIN GB MM	408,929.10	
			MAIN SB MM		
			MAIN TX CD	102,456.96	
			MAIN TCLAS		592,088.48
2019 080 CASS COUNTY JAIL CONSTRUCTIOCC JAIL CO			CCJC-TDOA		
			CC JAIL CD		
2019 081 CC JAIL INT & SINKING	CC JAILI&S		CCJIS-TDOA		
			JAIL I&SCD		
2019 082 RESOURCE RECOVERY I&S	CC SW CONS		CCSWC-TDOA		
			SW CONSTCD		
2019 083 RESOURCE RECOVERY INT&SINKINCC SW I&S			CCSWIS-TDO		
			SW I&S CD		
2019 084 COMBINED INTEREST & SINKING CI&S		7,172.53	CI&S SB MM		
			CI&S GB MM	467,470.83	474,643.36
2019 085 LAW ENFORC.CONSTRUCTION FUNDMAIN		6,707.87	MAIN TDOA	12,139.57	
			MAIN GB MM		18,847.44
			MAIN SB MM		
2019 086 INTEREST & SINKING SERIES 20CI&S		5,457.23	CI&S SB MM	70,034.39	75,491.62
			CI&S GB MM		6,720.86
2019 089 CDA DISCRETIONARY FUND	MAIN	6,720.86			
2019 090 PAYROLL	PAYROLL	12,035.80			12,035.80
2019 096 GENERAL FIXED ASSETS					
2019 097 GENERAL LONG TERM DEBT					
TOTAL		468,353.00		8,716,486.58	9,184,839.58

CHECK ACCOUNT

ACCOUNT BALANCE - MAIN  
 ACCOUNT BALANCE - CI&S  
 ACCOUNT BALANCE - PAYROLL

CHECK

443,687.44  
 12,629.76  
 12,035.80

TOTAL

468,353.00

TDOA ACCOUNT

ACCOUNT BALANCE - MAIN TDOA  
 ACCOUNT BALANCE - MAIN GB MM  
 ACCOUNT BALANCE - MAIN TCLAS  
 ACCOUNT BALANCE - MAIN TA CD  
 ACCOUNT BALANCE - MAIN RR CD  
 ACCOUNT BALANCE - MAIN DC CD  
 ACCOUNT BALANCE - MAIN RR SV  
 ACCOUNT BALANCE - MAIN TX CD  
 ACCOUNT BALANCE - MAIN TX SV  
 ACCOUNT BALANCE - CI&S GB MM

TDOA

808,371.90  
 3,508,388.60  
 2,980,910.28  
 150,992.09  
 242,286.64  
 242,094.65  
 15.27  
 245,896.93  
 25.00  
 537,505.22

TOTAL

8,716,486.58

468,353.00  
 + 8,716,486.58  
 -----  
 9,184,839.58 ✓

**TEXPOOL INVESTMENTS  
FOR THE QUARTER ENDING DECEMBER 31, 2018**

FUND	BEGINNING BALANCE	INTEREST & PURCHASES	DECREASE	BOOK VALUE
GENERAL	82,962.43	460.59	-	83,423.02
TOBACCO SETTLEMENT	57,495.95	319.01	-	57,814.96
JUVENILE PROBATION	142,783.70	792.23	-	143,575.93
ADULT PROBATION	108,406.66	601.49	-	109,008.15
ROAD & BRIDGE 1	73,248.70	10,458.92	-	83,707.62
ROAD & BRIDGE 2	83,120.10	10,513.69	-	93,633.79
ROAD & BRIDGE 3	27,601.74	153.13	-	27,754.87
ROAD & BRIDGE 4	73,069.88	6,285.80	-	79,355.68
INDIGENT DEFENSE GRANT	25,849.66	45.89	25,849.66	45.89
CDA FORFEITURE	39,923.08	148.94	-	40,072.02
CDA Federal Forfeiture Fund	-	72.41	-	72.41
RIGHT OF WAY	29,524.93	163.80	-	29,688.73
FORESTRY	47,813.97	265.29	-	48,079.26
CONST & RENOVATION	12,072.61	66.96	-	12,139.57
<b>TOTAL</b>	<b>803,873.41</b>	<b>30,348.15</b>	<b>25,849.66</b>	<b>808,371.90</b> ✓

Attached, please find a letter from TexPool stating the book and market value of their funds.

RESPECTFULLY SUBMITTED THIS 28TH DAY OF MAY, 2019.

  
 DONNA EARLY  
 CASS COUNTY TREASURER

**STATE BANK OF DEKALB  
FOR THE QUARTER ENDING DECEMBER 31, 2018**

Attached is a copy of Pledged Securities (Letters of Credit).

CLOC	<b>7,070,000.00</b>
FDIC INSURANCE	<b>500,000.00</b>
BOOK VALUE	-
MARKET VALUE PLEDGED	-
TOTAL COVERAGE	<b>7,570,000.00</b>

RESPECTFULLY SUBMITTED THIS 28TH DAY OF MAY, 2019.

  
\_\_\_\_\_  
DONNA EARLY  
CASS COUNTY TREASURER

**GUARANTY BANK AND TRUST GENERAL MM  
FOR THE QUARTER ENDING DECEMBER 31, 2018**


<b>FUND</b>	<b>BEGINNING BALANCE</b>	<b>INTEREST &amp; PURCHASES</b>	<b>DECREASE</b>	<b>BOOK VALUE</b>
General	1,424,411.70	1,007,683.94	1,181,874.44	1,250,221.20
Main R & B	101,169.46	169.57	82,027.30	19,311.73
Tobacco	299,421.46	1,719.81	425.27	300,716.00
Juvenile Probation	175,642.18	41,159.50	30,284.99	186,516.69
Adult Probation	159,005.43	56,112.95	68,266.50	146,851.88
R & B 1	317,982.00	112,702.18	227,429.57	203,254.61
R & B 2	235,044.12	101,430.36	76,358.41	260,116.07
R & B 3	299,481.27	45,536.37	85,380.40	259,637.24
R & B 4	297,943.30	62,826.24	80,308.17	280,461.37
Linden Enterprise Fund	-	14.47	14.46	0.01
Civil Child Support Prgm.	47,500.00	-	-	47,500.00
Bear Creek FMAG 2965-2011	-	47.91	47.85	0.06
Texas CDBG Contract 7216247	-	0.03	0.03	-
Indigent Defense Grant	-	50.94	0.06	50.88
CDA Forfeiture Account	12,105.07	36.94	8,508.54	3,633.47
Task Force PI	35,903.41	206.20	50.99	36,058.62
Texas Historical Grant	27,309.25	156.83	38.78	27,427.30
CDA Forfeiture Funds	10,415.42	59.81	14.79	10,460.44
Sheriff Federal Forfeiture	-	0.02	0.02	-
CTIF-01-034 TXDOT Grant	-	0.22	0.22	-
FEMA 4269	-	0.07	0.07	-
Right of Way	66,952.48	289.45	-	67,241.93
Cass County Forestry	389,179.40	20,328.01	578.31	408,929.10
<b>TOTAL</b>	<b>3,899,465.95</b>	<b>1,450,531.82</b>	<b>1,841,609.17</b>	<b>3,508,388.60</b>

**GUARANTY BANK AND TRUST CI&S MM  
FOR THE QUARTER ENDING DECEMBER 31, 2018**

<b>FUND</b>	<b>BEGINNING BALANCE</b>	<b>INTEREST &amp; PURCHASES</b>	<b>DECREASE</b>	<b>BOOK VALUE</b>
Combined I&S Series 2015	363,652.06	103,818.77	-	467,470.83
I&S Series 2016	35,473.68	34,560.71	-	70,034.39
<b>TOTAL</b>	<b>399,125.74</b>	<b>138,379.48</b>	<b>-</b>	<b>537,505.22</b>

BALANCE ALL MM ACCOUNTS **4,045,893.82**

RESPECTFULLY SUBMITTED THIS 28TH DAY OF MAY, 2019.


  
 DONNA EARLY  
 CASS COUNTY TREASURER

**TEXAS CLASS INVESTMENTS  
FOR THE QUARTER ENDING DECEMBER 31, 2018**

FUND	BEGINNING BALANCE	INTEREST & PURCHASES	DECREASE	BOOK VALUE
GENERAL	2,785,982.84	13,702.00	600,000.00	2,199,684.84
Main R & B	185.14	0.37	185.51	-
R & B 1	542,683.25	3,536.79	-	546,220.04
R & B 2	162,621.14	1,004.06	-	163,625.20
R & B 3	50,673.05	312.85	-	50,985.90
R & B 4	20,269.18	125.12	-	20,394.30
<b>TOTAL</b>	<b>3,562,414.60</b>	<b>18,681.19</b>	<b>600,185.51</b>	<b>2,980,910.28</b> ✓

Attached is a letter from Texas CLASS stating the book and market value of their funds.

RESPECTFULLY SUBMITTED THIS 28TH DAY OF MAY, 2019.

  
 \_\_\_\_\_  
 DONNA EARLY  
 CASS COUNTY TREASURER



**TEXANA BANK CD  
FOR THE QUARTER ENDING DECEMBER 31, 2018**

<b>FUND</b>	<b>BEGINNING BALANCE</b>	<b>INTEREST &amp; PURCHASES</b>	<b>DECREASE</b>	<b>BOOK VALUE</b>
General	150,000.00	1,326.38	334.29	150,992.09
<b>TOTAL</b>	<b>150,000.00</b>	<b>1,326.38</b>	<b>334.29</b>	<b>150,992.09 ✓</b>
BALANCE ALL ACCOUNTS	<b>150,992.09 ✓</b>			
FDIC INSURANCE	<b>150,992.09</b>			

Attached is a list of balances for all county funds in Texana Bank.

RESPECTFULLY SUBMITTED THIS 28TH DAY OF MAY, 2019.

  
 \_\_\_\_\_  
 DONNA EARLY  
 CASS COUNTY TREASURER

**RED RIVER FEDERAL CREDIT UNION SAVINGS  
FOR THE QUARTER ENDING DECEMBER 31, 2018**

<b>FUND</b>	<b>BEGINNING BALANCE</b>	<b>INTEREST &amp; PURCHASES</b>	<b>DECREASE</b>	<b>BOOK VALUE</b>
Tobacco	15.26	0.01	-	15.27
<b>TOTAL</b>	<b>15.26</b>	<b>0.01</b>	-	<b>15.27</b> ✓


**RED RIVER FEDERAL CREDIT UNION CD  
FOR THE QUARTER ENDING DECEMBER 31, 2018**

<b>FUND</b>	<b>BEGINNING BALANCE</b>	<b>INTEREST &amp; PURCHASES</b>	<b>DECREASE</b>	<b>BOOK VALUE</b>
Tobacco	240,614.96	1,671.68	-	242,286.64
<b>TOTAL</b>	<b>240,614.96</b>	<b>1,671.68</b>	-	<b>242,286.64</b> ✓

BALANCE ALL ACCOUNTS           **242,301.91**  
 NCUA INSURANCE                 **242,301.91**

Attached, is a list of balances for all county funds in the Red River Federal Credit Union.

RESPECTFULLY SUBMITTED THIS 28TH DAY OF MAY, 2019.

  
 \_\_\_\_\_  
 DONNA EARLY  
 CASS COUNTY TREASURER

**DOMINO FEDERAL CREDIT UNION CD  
FOR THE QUARTER ENDING DECEMBER 31, 2018**

<b>FUND</b>	<b>BEGINNING BALANCE</b>	<b>INTEREST &amp; PURCHASES</b>	<b>DECREASE</b>	<b>BOOK VALUE</b>
Tobacco	240,575.51	1,519.14	-	242,094.65
<b>TOTAL</b>	<b>240,575.51</b>	<b>1,519.14</b>	<b>-</b>	<b>242,094.65</b> ✓
BALANCE ALL ACCOUNTS	242,094.65 ✓			
NCUA INSURANCE	242,094.65			

Attached, is a list of balances for all county funds in the Domino Federal Credit Union.

RESPECTFULLY SUBMITTED THIS 28TH DAY OF MAY, 2019.

  
\_\_\_\_\_  
DONNA EARLY  
CASS COUNTY TREASURER

**TEXAR FEDERAL CREDIT UNION SAVINGS  
FOR THE QUARTER ENDING DECEMBER 31, 2018**

<b>FUND</b>	<b>BEGINNING BALANCE</b>	<b>INTEREST &amp; PURCHASES</b>	<b>DECREASE</b>	<b>BOOK VALUE</b>
Tobacco	25.00	-	-	25.00
<b>TOTAL</b>	<b>25.00</b>	<b>-</b>	<b>-</b>	<b>25.00</b> ✓


**TEXAR FEDERAL CREDIT UNION SAVINGS  
FOR THE QUARTER ENDING DECEMBER 31, 2018**

<b>FUND</b>	<b>BEGINNING BALANCE</b>	<b>INTEREST &amp; PURCHASES</b>	<b>DECREASE</b>	<b>BOOK VALUE</b>
Tobacco	142,809.10	630.87	-	143,439.97
Cass County Forestry	102,006.36	450.60	-	102,456.96
<b>TOTAL</b>	<b>244,815.46</b>	<b>1,081.47</b>	<b>-</b>	<b>245,896.93</b> ✓

BALANCE ALL ACCOUNTS           **245,921.93** ✓  
 NCUA INSURANCE               **245,921.93**

Attached is a list of balances for all county funds in the TEXAR Federal Credit Union.

RESPECTFULLY SUBMITTED THIS 28TH DAY OF MAY, 2019.

  
 \_\_\_\_\_  
 DONNA EARLY  
 CASS COUNTY TREASURER